



### District Report Card: 2017


<b>State:</b> Telangana	<b>District:</b> Nirmal
<b>Class:</b> 5	<b>Subject:</b> Language
<b>Schools:</b> 60	<b>Students:</b> 923


### Participation/Coverage


#### Students

<b>GENDER</b> 	Boys		Girls	
	Number	%	Number	%
	437	47.35	486	52.65

<b>AREA</b> 	Rural		Urban	
	Number	%	Number	%
	762	82.56	161	17.44

<b>CATEGORY</b> 	SC		ST		OBC		GEN	
	Number	%	Number	%	Number	%	Number	%
	191	20.69	251	27.19	432	46.80	49	5.31

<b>CWSN</b> 	LD	VI	HI	S&LD	ID	Oth
	3	1	0	1	1	7

<b>Management</b> 	Government		Government-aided	
	Number	%	Number	%
	923	100.00	0	0.00

### Average Performance of Students in Language (%)

Overall	Gender		Area		Management		Social Group			
	Male	Female	Rural	Urban	Govt.	Aided	SC	ST	OBC	GEN
54.39	55.03	53.81	52.65	62.61	54.39	0.00	48.13	52.16	57.98	58.50

## Performance on Learning Outcomes (LOs)

Learning Outcomes	Description	Average Performance(%)
L504	Reads and comprehends independently storybooks, news items/ headlines, advertisements etc.	52.44
L508	Reads text with comprehension, locates details and sequence of events	55.36

Range of Performance of Students who Answered Correctly							
Below 30%		30% - 50%		50% - 75%		Above 75%	
Number	%	Number	%	Number	%	Number	%
152	16.47	251	27.19	338	36.62	182	19.72

## Lowest Performing Learning Outcomes (LOs)

- 1 - Reads and comprehends independently storybooks, news items/ headlines, advertisements etc. (52.44)
- 2 - Reads text with comprehension, locates details and sequence of events (55.36)